

McLennan County Livestock Newsletter

January 2024 Edition

Inside this issue:

Tag Order & Validation Info	2
MCJLS Judging Contest	2
Project Clinics	3
Scholarships	4
Mkt Broiler Tips	5
Slick Shearing Cattle Tips	6
Sheep & Goat Clipping Tips	7
Pig Clipping Tips	8
Ft. Worth Weight Breaks	9
MCJLS Weight Breaks	10
Angelo Weight Breaks	11
San Antonio Weight Breaks	12
Major Show updates	14
Major show Judges	15
Jackpot Shows	16
Show Dates	17

Special points of interest:

Major Show Dates
Major Show Judges
Tag Order Dates
Show Schedules
Major Show Updates
MCJLS UPDATES
Jackpot shows
Project Clinics
MCJLS Schedule
Scholarships
Clipping Tips for cattle, sheep, goats, and swine.
Show weight Breaks

McLennan County Jr. Livestock Show 2024 Schedule

	Monday Feb. 5 th	Tuesday Feb. 6 th	Wednesday Feb 7 th	Thursday Feb. 8 th	Friday Feb. 9 th
5:00 a.m.		Barn opens	Barn opens	Barn opens	
6:00 a.m.					
7:00 a.m.			Poultry check in	Rabbit Weigh in & check in	
8:00 a.m.			Poultry Show	Rabbit Show	Livestock Judging Reg.
9:00 a.m.		Market Goat Show	Heifer Check In		Livestock Judging Contest
10:00 a.m.				Market Swine Show	
11:00 a.m.			Market Steer Show		
12:00 p.m.		Steer & Heifer Arrival	Swine Arrival		
1:00 p.m.		Market Sheep Show		Youth Fair Check (1-3pm)	
2:00 p.m.	Sheep & Goat Arrival		Heifer Show		
3:00 p.m.					
4:00 p.m.					
5:00 p.m.					
6:00 p.m.	Sheep Classification 6pm All Sheep Card due 4-6pm Goat Weight Cards Due 4-6pm	Steer Weight Cards Due (4-6pm)	Swine Weight Cards Due (4-6pm)		Sale of Champions (6:30 pm)
7:00 p.m.				Youth Fair Awards	
11:30 p.m.	Barns Close	Barns Close	Barns Close	Barns Close	

- Ag Mechanics will move in on Monday February 5th, time is TBD
- Ag Mechanics show will be Monday February 5th, time is TBD

2024 VALIDATION DATES

MCJLS RABBITS

• January 8th at Extraco Event Center (glass room) Time: TBA.

2023-2024 McLennan County Validation Dates & Tag Orders

Steers

Heifers

Sheep & Goat

Swine

2024 Major Show & MCJLS Validation November 15th at Extraco & 27th at West, both from 4:30-6:30pm

Broilers

2024 MCJLS Pickup-

Turkeys

2024 MCJLS Pickup- November 8th

Rabbits

MCJLS Validation- January 8th, 2024

Show Entry Information


Spring Major Show entry Deadline

All Major Shows (Ft. Worth, Odessa, San Angelo, San Antonio, Elite, Houston & Austin) Due November 8th

2024 MCJLS- Entries due December 5th

All tag order forms can be found at the following link:

<https://mclennan.agrilife.org/links/4-h/4-h-projects/livestock-news/>



McLennan County
est. ★ 1980
Jr. Livestock Show

LIVESTOCK JUDGING CONTEST

February 9, 2024

Located at the
Extraco Event Center
4601 Bosque Blvd, Waco, TX 76710

Check in at 8:00am
Contest begins at 9:00am

Registration will be on judgingcard.com until January 31st.
Pre-Registration- \$15 per person/\$60 per team
On-Site- \$20 per person/ \$80 per team
Scantrons will be provided

Divisions will be broken down by grade level
Juniors- 3rd-8th grade
Seniors- 9th-12th grade
8 Classes
3 Questions Classes

Awards and banners given to top 10 individuals and high teams in each division
along with species awards
Additional Awards will be given for McLennan County Only contestants

For questions please contact
Jerod Meurer- Jerod.Meurer@ag.tamu.edu or (254)-757-5180



Rabbit

PROJECT WORKSHOP

This Clinic will be focused on Showmanship, show prep, and what to do at the show. We will have hands on practice showmanship for the kids to get some experience.

Do Not bring your bunnies



**JANUARY
4TH**



6:00 PM



McLennan Co.
Extension Office



Please RSVP to
254-757-5180



Educational programs of the Texas AgriLife Extension Service are open to all people without regard to race, color, sex, disability, religion, age, or national origin. The Texas A&M University System, U.S. Department of Agriculture, and the County Commissioners Courts of Texas Cooperating

Scholarships

BIG TEX SCHOLARSHIP PROGRAM

State Fair of Texas Scholarships due online February 1st.

To apply click link: https://webportalapp.com/sp/login/bigtex_2024



Houston Livestock Show & Rodeo Scholarships due January 31st.


To apply click link:

<https://www.rodeohouston.com/scholarships-and-grants/how-to-apply/>



San Angelo Livestock Show Foundation Scholarship due March 10th.

To apply click link: <https://www.sanangelorodeo.com/p/about/scholarship>



TEXAS FARM BUREAU®

Texas Farm Bureau Scholarship due March 1st.

To apply click link: https://texasfarmbureau.org/youth/scholarship-apps/?utm_source=Social&utm_medium=Campaign&utm_campaign=Scholarships&utm_term=2024&fbclid=IwAR1ere4Gy4v23zFJN7_1KTGZffnZDuddOZ4DwX_OONIoNrMJiP16E1HjZv8



Texas 4-H Foundation Scholarship due February 15th

To apply click link: <https://texas4hfoundation.org/about-scholarships/>

McLennan County 4-H Adult Leaders Scholarship due April 1st

To apply click link: <https://mclennan.agrilife.org/links/4-h/scholarships/>

Strategies for Feeding Market Broilers

Key practices for producing broiler chicks for show

- Observe and follow all show rules and regulations regarding the purchasing and showing of broilers.
- Follow recommended management practices during the entire brooding and grow-out period.
- Keep records on all expenses and receipts.
- Cull birds accurately and select the show pen properly.

House set-up and pre-brood for show broiler chicks

It is best to share your feed program/types with your local feed store two weeks prior to your needs. This allows the dealer to plan the order and ensure fresh, quality, feed throughout the grow-out period.

- Allow two square feet per bird that you start plus allow square footage for feeders and watering equipment
- Supply one feeder for every 20 broilers (this is a minimal requirement)
- Supply one watering unit for every 15 broilers (this is a minimal requirement)
- Place at least 4 inches of litter (pine shavings) throughout the house
- Adequate house lighting is needed - 24 hour light is necessary
- 40 Watt light bulbs (incandescent / fluorescent) are recommended
- Place 1-250 watt red heat lamps per 25 broilers (this is a minimal requirement)
- Have house set-up complete and begin heating the house 3 days prior to receipt of the broilers
- Brood temperature (litter temperature) should be 90°F at floor level, 12" from the center beam of the brooder lamp
- Water temperature should be 80°F for the first 5 days. Bird performance will be negatively impacted if the broilers become too warm or cold
- Keep fresh air in the houses but avoid cold drafty air on the broilers

Time spent in the broiler house is a major key to the success of your project. The more the birds are stimulated, the better performance you gain at the show. Each time someone enters the house, shake the feeders, and slowly walk around the house (stirring the litter), and making the birds get up and eat/drink/exercise. The more time spent in the house, the better the birds perform.

Temperature Chart

Age, days	Height of Heat Lamp, inches	Approximate Temperature, °F
0-7	18	90
8-14	21	80
15-21	24	75
22-show	27	68-70

*Use the heat lamp only if air temperature gets cold. Brooder heat is generally not needed after 28 days; however, do not let temperature go below 60 °F.

**Maintain proper ambient temperature according to bird size. 90 °F for the first week and drop the temperature each week according to the table above.

Tips for clipping market animals for the county show

Managing a slick steer seems fairly straight forward and it is the little things that one does can make a difference in order to get that velvet looking presentation it still takes lots of elbow grease and work prior to the show. I encourage exhibitors to ask those around that have been successful in slick shear steers for their opinion and even if they have little tricks of the trade which they would be willing to share. I always recognized that there is room to learn and that there are several different methods used to accomplish a goal. I feel like there are three basic steps to pay attention to when managing a slick shorn show steer.

Step 1: Hair Coat Management Prior to Slicking

Step 2: Slick Shearing (The process of)

Step 3: Hide and Hair Coat Management 10 days prior to the.

Step 1: Hair Coat Management Prior to Slicking

I am a firm believer that regardless if you have a steer that is going to show with hair or without it you have to take time to rinse and work the hair. This process needs to start from the time you get the calf to the time of the show. This will allow the hide and hair of the calf to be well conditioned, and it also requires the exhibitor to work with the steer on a daily basis which helps with the calf's temperament. If possible rinse the calf daily, and when washing use a gentle soap and conditioner. I suggest washing and conditioning at least two to three times a week if weather and time allow. When working hair use a comb, rice root, and or wash brush and a blower when needed and don't forget working hair doesn't mean just brush it one direction and stop; it means brush, brush and brush.

In addition to washing, conditioning, and working hair it is imperative to implement a good vaccination program and utilize topical pour-ons to ensure the calf doesn't get lice. All these things will help in the process of getting that hide and hair to look its best.

Step 2: Slick Shearing

The process of actually slick shearing a steer is fairly simple, but timing of it and making sure to get all the hair removed from all locations of the body with the exception of the tail and switch is perhaps the most challenging part. I would suggest shearing the steer for the first time about ten days prior to the show, and use a type of flathead clipper. Go up with the clippers against the grain of the hair with long fluid strokes all over the body. I utilize a smaller type of clipper to get the legs, behind the dew-claws, in and around the ears, and any areas that are more challenging to get to.

After the first time of shearing the steer I would suggest that you make sure the calf stays out of the sun during the day, especially if it is light colored. This will ensure that the calf doesn't get sunburned.

I usually go back over the calf one more time prior to leaving for the show and make sure to check for any hair that might have been missed. The Texas show rules state that the hair coat on the calf cannot be more the 1/4 of an inch anywhere on the body with the exception of the tail and switch, which can not be any longer than 10 inches from the bottom of the tail bone. To make sure you are measuring correctly, you can take the tail and at the base of the tail feel for the end of the bone, and measure 10 inches up from this point, and this is how far down the tail you must slick. This will be monitored by officials at the shows during check in and or classification. In the event that you are going to show at several slick shows with the same calf you need to make sure and go over the steer prior to each show. The hair will grow back and it may become longer than the allotted 1/4 inch hair length.

Step 3: Hide and Hair Coat Management 10 days prior to the show.

After shearing the steer it is very important to condition and manage the hide and coat of the steer. At this point you are a week out from the show, and daily management is a must. I would suggest washing the steer daily with a mild soap and utilize a conditioner such as Mane and Tail on the hide.

After washing use a chamois rag to dry the steer off and liberally apply the conditioner on the hide using your hands and a soft brush. Let the conditioner set and rinse that evening and apply some sort of sheen.

I would suggest repeating the process each day prior to leaving for the show. While at the show the same process should occur, but it is important to remember that prior to entering the show ring the steers are towed and therefore no product should be on the hide, as per the rules.

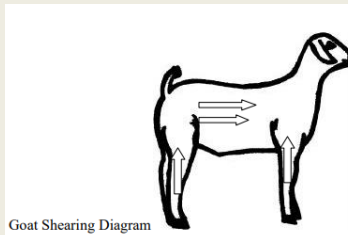
The only thing I would do to the steer on show morning would be to wash the calf, dry with a rag, brush with a soft brush, and hit the ring. The prep work prior to this should give you that sheen and look of a well-managed show steer. The rest is up to the judge and luck. Whether you win or lose showing a steer, I think it is important to remember that success at anything takes hard work, skill, knowledge, and yes, some luck. This holds true for whatever you do and showing livestock in 4-H and FFA serves as a great platform and educational tool.



Tips for clipping market animals for the county show

Goats- Steps to shearing:

- 1) Blow out all of the dirt from the body with a blow dryer. Note: Goats do not like water. We do not generally wash the goats unless they are extremely dirty or muddy. We manage skin and hair daily by keeping the goats in a clean pen with a light weight blanket. We catch the goats daily, put them on a table and blow out their hair to clean the hair and hide. Apply a light coat of Show Sheen to condition the hair. Brush the hair with a soft brush to work in the conditioner and train the hair.
- 2) Secure the goat on a trimming table.
- 3) Shear the goat- I like to start at the rear hock and shear up towards the back. Repeat for the front leg- knee up to the back. Shear the back and sides forward from the tail to the neck. Shear the neck from the shoulders and brisket- up and forward towards the head. Shear the inside of the back leg from the hock up. Shear the underline to include between the front legs. Shear the head last. Hair will be left on the legs from the hock/knee down and the tail.
- 4) Next you will blend the hair left on the legs into the rest of the body, this can be done with a smaller clipper.
- 5) Trim the hair around the hoof line on each leg.
- 6) Block out the tail.
- 7) Apply a skin conditioner.
- 8) Blanket or sock the goat.
- 9) Return to a clean and dry pen.



Goat Shearing Diagram

Helpful hints:

- Make sure your goat has been on a shearing table and has been sheared several times prior to shearing for the show. Practice makes perfection.
- I like to shear with Lister or Premier covercoat blades the day before the show. Do not shear the day of the show. The goat will get tired and you will normally have clipper tracks in the hair coat.
- Freshly sheared goats can sunburn easily. Put on a sock or blanket or keep the goat out of the sunlight. Animal sun-block products can also be used and are available at your local feed store.

Sheep- Fitting involves preparing the lamb for the show. The first item of importance is to acquire a copy of the rules for the stock show you are planning on attending and read the rules concerning the fitting of the lambs. The majority of the shows require that the lamb be slick sheared from the hocks/knees up.

Shearing- as it may sound simple, shearing methods will differ among exhibitors. I like to experiment ahead of time to find the right procedure to use. For those that show at a lot of prospect shows, practice makes perfect and they will know what works the best.

Helpful hints:

- Lambs do not like water. Take your time and be gentle when washing and do a thorough job of getting the lamb clean and rinsing out all of the soap. Do not get water in the Lamb's ears.
- Make sure your lamb has been on a shearing table and has been sheared several times prior to shearing for the show. Practice makes perfection.
- Do not shear the day of the show. The lamb will get tired and you will normally have clipper tracks in the hide.
- Freshly sheared lambs can sunburn easily. Put on a sock or blanket or keep the lamb out of the sunlight. Animal sun-block products can also be used and are available at your local feed store.
- Shear with both fine blades and surgical blades at home while practicing to see which blade provides the best "handle". Do not wait until the show to determine which blade you should use. All lambs "shear out" different. Do your homework.

Steps to shearing:

- 1) Wash the lamb with a mild livestock shampoo and rinse. Repeat.
- 2) Apply a conditioner, let set and rinse.
- 3) Towel dry the lamb
- 4) Secure the lamb on a trimming table.
- 5) Shear the lamb- I like to start at the rear hock and shear up towards the back. Repeat for the front leg- knee up to the back. Shear the back and sides forward from the tail to the neck. Shear the neck from the shoulders and brisket- up and forward towards the head. Shear the inside of the back leg from the hock up. Shear the underline to include between the front legs. Shear the head last. Wool will be left on the legs from the hock/knee down.
- 6) Block the leg wool
- 7) Rinse the lamb.
- 8) Apply a skin conditioner
- 9) Blanket or sock the lamb
- 10) Return to a clean and dry pen

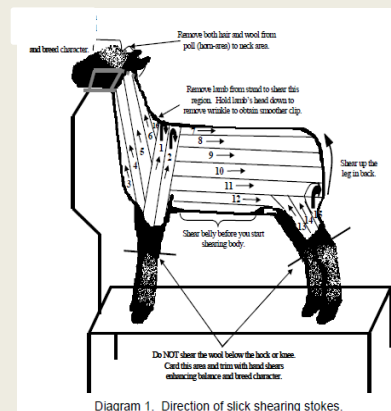


Diagram 1. Direction of slick shearing strokes.



Proper nutrition, hair and skin care and exercise are important to getting your show pig prospect ready for the next show. But don't forget about clipping your pig. Clipping your pig can change the pig's appearance and accentuate its muscularity, leanness and balance.

How to Clip the Body of Your Show Pig

Clipping the body of your pig is crucial to make your pig looks its best. Clipping will make them look like a show pig and give them the presentation that will appeal to the judge on show day.

Check the rules and choose the right guard.

It's important to clip the body of your pig evenly and at the proper length. Some shows have rules about hair length, so always check your show rules before clipping your pig. Once you know the rules you'll need to select the right length of guard and the appropriate clipper blade. It is suggested to use a number 10 clipping blade and either a 1A or 2 Oster Red Speed O Guard to clip the body of your pig.

Keep the guard flat and clip against the hair.

When clipping the body, your goal should be a smooth and even hair coat. Using the clippers properly will ensure your job comes out even when you're finished. Keep the guard flat to the surface of the pig's body and clip directly against the hair. Start at the rear of the pig and work your way forward one pass at a time, to be sure you don't miss any spots. Since the head and body might be clipped at different lengths, we also need to blend the neck area from the shoulder to the head to balance your clipping job.

Blend the neck.

Blending the neck starts at the front side of the shoulder, using the same guards you clipped the body with. Then as you move forward towards the head, continue to go down one guard size at a time till you reach the head. Remember it may take more than one pass per guard; the goal is to end up with the same guard or length you used on the head when you reached the backside of the jaw.

Clipping the Head & Ears

Once you clip the body of your show pig you need to clip the head, ears and underline. This will highly improve your pig's look and appearance. It is going to be easiest to clip these areas if your pig is lying comfortably. Have someone help you your pig's belly until it is comfortably lying on its side. Then start by brushing its face before you begin clipping. This will be much less stressful for your pig than snaring. Teaching your pig to lay down when you scratch its belly will make jobs like clipping much easier.

Clipping your pig's head and ears adds polish to your clipping job, and will give the pig a much more youthful appearance. When clipping the head you'll go against the hair using a shorter guard such as a00 Oster red Speed-O-Guide. Even the most youthful pig will often have long hair in and around its ears. When clipping the ears you don't need a guard. Your main focus should be along the edges of the ear, trimming the long hair to make it even. You'll also want to clip any long hairs on the inside and outside of the ear.

Clipping the Underline

Clipping the underline is the final part of getting the show ring ready look. The underline is considered any part of the chin, throat, chest and belly, as well as the seam of the ham. One way to clip the underline hair short is using a technique called back dragging. With no guard attached, turn your clippers over and drag your blades with the hair. Any wild hairs need to also be taken off. Remember, no matter how tempting it may be, do not clip any hair off the legs or tail.

Check for wild hairs.

To ensure the clipping job is perfect you'll want to make sure you didn't leave any stray hairs, or create any uneven places on the body. Always do a final review by brushing your pig's hair correctly to make sure you don't have any wild hairs or uneven spots. Following these simple steps to finish the detail work will get your pig looking its best on show day.

Ft Worth Weight Breaks

Market Steers					
Breed	2024	2023	2022	2020	
Angus		1000-1130 1131-1235 1236-1497	1000-1150 1151-1245 1246-1618	1000-1118 1119-1246 1247-1495	
	Hereford		1000-1157 1158-1244 1245-1555	1000-1149 1150-1253 1254-1525	1000-1178 1179-1253 1254-1495
		Polled Hereford		1000-1175 1176-1250 1251-1585	1000-1148 1149-1263 1264-1475
Shorthorn				1000-1125 1126-1250 1251-1554	1000-1150 1151-1280 1281-1478
	America Cross			1000-1097 1098-1280 1281-1600	1000-1099 1100-1325 1326-1576
		European		1000 1001-1048 1049-1076 1077-1110 1111-1142 1143-1177 1178-1202 1203-1238 1239-1285 1286-1339 1340-1470 1471-1650	1000 1001-1041 1042-1077 <u>1078-1121</u> 1122-1145 1146-1183 1184-1209 <u>1210-1243</u> 1244-1299 1300-1350 1351-1453 1454-1875

Market Barrows							
Breed	2024	2023	2022	2020			
BOPB		250 251-265 266-290	250 253-266 268-290	230-239 240-261 262-270			
	Duroc		250-255 256-273 274-286 287-290	250 251-270 272-287 290	230-253 254-269 270 270		
		Hampshire		250 251-263 264-277 278-286 287-290	250 250 253-265 266-279 280-290	230-242 243-259 260-269 270 270	
WOPB				250-257 258-285 286-290	250-259 261-276 280-290	230-252 253-266 267-270	
	Yorkshire			250-257 258-277 278-290	250-262 263-274 275-290	230-258 259-269 270	
			Crossbreed		250 250 250 251-258 259-265 266-272 273-278 279-289 290	250 250 250 251-258 259-264 265-271 272-277 278-288 290	230 230 231-243 244-250 251-258 259-264 265-269 270 270

Market Lambs					
Breed	2024	2023	2022	2020	
Finewool		113-130 131-138 139-175	110-128 129-140 141-161	107-130 131-140 141-165	
	Finewool Cross		110-133 135-144 145-175	97-129 130-147 148-216	101-132 133-151 152-190
		Southdown		92-118 119-131 132-160	90-119 120-135 136-170
Dorper				87-110 112-123 124-167	75-98 99-114 115-154
	Medium Wool			91-123 124-134 135-142 143-149 150-159 160-199	90-123 124-134 135-141 142-150 151-159 160-205

Market Goats					
2024	2023	2022	2020	2019	2018
	50-66 67-73 74-77 <u>87-81</u> 82-84 85-87 88-90 91-94 95-98 99-103 104-110 111-137	50-64 65-69 70-74 <u>75-78</u> 79-82 83-85 86-88 <u>89-91</u> 92-96 97-100 101-107 108-132	50-60 61-67 68-70 <u>71-74</u> 75-78 79-83 84-86 <u>87-90</u> 91-94 95-99 100-105 106-127	50-60 61-66 67-71 <u>72-74</u> 75-77 78-80 81-82 <u>83-87</u> 88-90 91-95 96-102 103-127	50-62 63-68 69-73 74-76 77-79 80-82 83-86 87-89 90-93 94-98 99-105 106-138

MCJLS Weight Breaks

Market Barrows

Breed	2024	2023	2022	2021	2020
Light OPB		230-320	225-305	245-305	
Dark OPB		230-245 247-292	225-241 246-257 259-307	225-263 266-315	220-236 238-268
York		230-273 275-308	225-255 258-335	225-267 273-378	220-242 248-304
Berkshire		230-262 265-310			
Duroc		230-241 243-265 272-321	225-257 258-279 281-310	225-252 255-279 284-335	224-246 250-265 272-297
Hampshire		230-235 240-261 264-324	225-238 241-263 266-326	225-237 240-266 267-315	220-233 236-251 257-288
Cross		230-234 235-246 248-259 261-279 281-354	225-233 234-249 251-259 260-279 280-331	225 227-235 237-251 253-262 264-282 283-341	220-227 228-231 232-240 242-251 253-264 267-327

Market Lambs

Breed	2024	2023	2022	2021	2020
Southdown		93-119 125-149	108-128 132-168	107-133 136-169	88-154
Dorper/Hair		80-100 102-117 119-174	83-115 118-140	80-109 111-120 124-137	82-108 110-128
Finewool cross		127-161	none	133-173	99-126 137-154
Medium Wool		95-121 122-131 <u>132-138</u> 139-142 143-146 <u>148-154</u> 155-160 161-169 170-198	90-117 118-125 126-133 134-137 138-144 145-152 153-158 159-164 168-173 174-212	103-120 121-129 130-133 134-142 143-147 148-153 154-159 160-164 165-172 174-206	87-108 110-115 116-126 127-132 133-138 139-144 145-149 151-155 157-161 163-181

Market Goats

2024	2023	2022	2021	2020	2019
	5-69 70-75 <u>76-82</u> 83-86 87-89 <u>90-94</u> 96-100 101-111 112-140	52-64 67-74 <u>75-78</u> 79-82 83-87 <u>88-93</u> 94-99 100-107 108-128	50-62 64-70 <u>71-77</u> 78-83 84-87 <u>91-96</u> 97-100 101-107 108-127	51-60 62-69 <u>70-76</u> 77-82 83-85 <u>86-88</u> 89-93 94-96 <u>97-101</u> 102-105 106-112 113-138	50-60 61-69 <u>70-74</u> 75-77 78-81 82-85 86-89 90-95 <u>96-99</u> 100-105 106-110 112-129

Market Steers

2024	2023	2022	2021	2020
	1000-1080 1103-1219 1221-1297 1329-1470	1000-1075 1085-1185 1199-1350 1369-1512	968-1140 1145-1236 1259-1325 1350-1565	967-1086 1090-1150 1162-1276 1287-1333 1334-1445

Angelo Weight Breaks

Market Steers				
Breed	2024	2023	2022	2021
British		1005-1195 1207-1290 1375-1499	1015-1162 1180-1289 1349-1499	1022-1149 1180-1269 1286-1495
ABC		1000-1144 1170-1309 1313-1555	1000-1139 1149-1313 1337-1549	1051-1150 1156-1299 1300-1565
Black Cross		1000-1143 1147-1310 1333-1597	1020-1163 1169-1289 1330-1630	1015-1093 1124-1277 1319-1449
Other Cross		1000-1116 1126-1239 1241-1339 1369-1499	1000-1117 1122-1247 1249-1340 1345-1545	1000-1104 1119-1220 1261-1370 1379-1560

Market Sheep				
Breed	2024	2023	2022	2021
Finewool		100-126 127-133 134-143 144-170	100-124 125-133 134-142 143-170	100-115 116-131 132-144 145-170
Finewool Cross		100-128 129-137 138-144 145-154 155-170	100-128 129-137 138-144 145-154 155-170	100-125 126-138 139-144 145-153 154-170
Southdown		92-119 120-129 130-168	90-120 121-130 131-169	90-115 116-130 131-170
Dorper		90-117 118-150	90-113 114-158	90-120 121-153
Medium Wool		100-132 133-141 142-149 150-159 160-170	100-133 134-143 144-152 153-162 163-170	100-125 126-143 144-151 152-161 162-170

Market Goats					
2024	2023	2022	2021	2020	2019
	60-70 71-78 <u>79-84</u> 85-89 90-93 94-98 <u>99-104</u> 105-107 108-113 114-120	60-74 75-81 <u>82-86</u> 87-90 91-94 95-98 <u>99-102</u> 103-107 108-113 114-120	60-71 72-78 <u>79-84</u> 85-88 89-92 93-96 <u>97-100</u> 101-105 106-111 112-120	60-71 72-77 78-82 83-87 88-90 91-94 95-99 100-103 104-111 112-120	60-72 73-77 78-82 83-86 87-90 91-95 96-99 100-102 103-108 109-115

Market Barrows				
Breed	2024	2023	2022	2021
LightCross		250-267 250-267 268-284 285-290	250-258 250-258 259-274 275-290	250 252-264 265-278 279-290
Dark Cross		250-255 250-255 256-266 267-275 276-286 287-290	250 250 251-259 260-268 269-282 289-290	250-256 250-256 257-265 266-273 274-287 288-290
Hampshire		250 252-264 265-279 280-290	250-260 250-260 261-276 277-290	250-263 250-263 264-278 280-290
Duroc		250-260 261-274 275-289 290	250-252 253-269 270-287 288-290	250-255 256-274 275-289 290
Dark OPB		250 253-267 270-290	250-265 250-265 267-290	250-253 254-275 276-290
Light OPB		250-266 267-290	250-264 265-290	250-270 272-290
Yorkshire		250-269 270-285 287-290	250-259 260-281 282-290	250-260 264-289 290
Berkshire		250-261 262-290	250-262 263-290	250-264 265-290

Crossbred Gilts				
Breed	2024	2023	2022	2021
Division 1			230 230 230 231-237	230 230 232-241 242-248
Division 2			238-244 245-249 250-254 255-259	249-255 256-263 264-269 270-278
Division 3			260-265 266-273 274-278 279-285	279-285 286-296 297-314 315-361
Division 4			286-296 297-309 310-362	

Wether Does				
2024	2023	2022	2021	2020
		50-70 71-77 <u>78-82</u> 83-86 87-90 <u>91-96</u> 97-100 101-106 107-145	50-60 69-74 <u>75-80</u> 81-85 86-89 <u>90-95</u> 96-101 103-110 111-128	50-67 68-75 <u>76-79</u> 80-84 85-89 <u>90-94</u> 95-100 101-109 110-134

SALE Weight Breaks

Market Steers					
Breed	2024	2023	2022	2021	
Charolais		1000-1190 1191-1298 1299-1500	1000-1197 1198-1297 1298-1500	1000-1199 1200-1297 1298-1500	
	Limousin		1000-1205 1206-1309 1310-1500	1000-1196 1197-1299 1300-1500	1000-1190 1191-1314 1315-1500
		Simmental		1000-1249 1250-1351 1352-1500	1000-1215 1216-1321 1322-1500
Shorthorn				1000-1183 1184-1291 1292-1500	1000-1219 1220-1299 1300-1500
	Hereford			1000-1229 1230-1295 1296-1500	1000-1211 1212-1299 1300-1500
		Angus		1000-1197 1198-1329 1330-1500	1000-1205 1206-1294 1295-1500
Red Angus				1000-1210 1211-1500	1000-1178 1179-1500
	Simbrah			1000-1190 1191-1299 1300-1500	1000-1191 1192-1299 1300-1500
		Santa Gertrudis		1000-1209 1210-1340 1341-1500	1000-1218 1219-1382 1383-1500
Brangus				1000-1214 1215-1333 1334-1500	1000-1268 1269-1303 1304-1500
	Brahman			1000-1184 1185-1291 1292-1500	1000-1191 1192-1309 1310-1500
		Maine Anjou		1000-1219 1220-1331 1332-1500	1000-1189 1190-1313 1314-1500
ABC				1000-1150 1151-1289 1290-1500	1000-1160 1161-1299 1300-1500
	Red Cross			1000-1199 1200-1309 1310-1500	1000-1197 1198-1299 1300-1500
		Black Cross		1000-1230 1231-1397 1398-1500	1000-1196 1197-1299 1300-1500
Other Cross				1000-1049 1050-1129 1130-1199 1200-1285 1286-1399 1400-1500	1000-1049 1050-1135 1136-1200 1201-1290 1291-1390 1391-1500

Market Barrows				
Breed	2024	2023	2022	2021
Dark Cross		250-251	240-243	240-243
		250-253	240-243	240-243
		250-252	244-250	244-252
		254-259	251-257	253-258
		260-265	258-264	259-266
		266-272	265-271	267-274
		273-279	272-278	275-280
		280-287	279-287	281-289
		288-300	288-290	290
Chester White		250-265	240-254	240-257
		268-283	255-280	259-275
		284-300	281-290	276-290
Landrace		250-275	240-269	240-270
		283-300	270-290	271-290
Yorkshire		250	240-247	240-247
		252-267	248-256	248-258
		268-277	257-265	259-269
		278-283	266-274	270-277
		284-296	275-286	278-288
		297-300	287-290	290
Crossbred		250-253	240-243	240-243
		250-253	240-243	240-243
		250-253	240-243	240-243
		<u>250-253</u>	244-249	244-248
		254-257	250-254	249-252
		258-260	255-257	253-256
		261-265	258-261	257-260
		<u>266-268</u>	262-264	261-264
		269-271	265-266	265-267
		272-275	267-269	268-270
		276-278	270-274	271-273
		<u>279-282</u>	275-277	274-277
		283-286	278-282	278-281
		287-290	283-289	282-286
		291-298	290	287-290
		300	290	287-290
Berkshire		250	240-248	240-250
		251-269	249-267	251-269
		270-300	268-290	270-290
Poland China		250-264	240-257	240-264
		267-300	258-290	265-290
Spot		250	240-241	240-243
		250	242-252	244-255
		252-265	253-261	256-264
		266-279	262-275	265-278
Hampshire		280-300	276-290	279-290
		250	240-243	240-244
		250	240-243	240-244
		251-257	244-250	245-251
		258-263	251-258	252-257
		264-268	259-264	258-263
		269-275	265-268	264-268
		276-283	269-277	269-276
		284-290	278-288	277-286
Duroc		291-300	290	287-290
		250-253	240-243	240-243
		250-253	244-255	244-252
		254-264	256-264	253-259
		265-272	265-270	260-267
		273-278	271-276	268-274
		279-286	277-281	275-279
		287-296	282-286	280-286
		297-300	287-290	287-290
		300	287-290	287-290

SALE Weight Breaks

Market Lambs				
Breed	2024	2023	2022	2021
Finewool		100-127	100-123	100-124
		128-134	124-131	125-131
		135-138	132-138	132-138
		139-145	139-151	139-144
		146-173	152-168	145-165
Dorper		100-111	100-112	100-112
		112-123	114-124	114-140
		124-140	125-140	
Fine Wool X		100-125	109-127	113-130
		126-133	128-135	131-138
		134-140	136-142	139-147
		141-145	143-147	148-153
		146-153	148-154	155-175
		154-175	155-175	
Southdowns		100-120	100-116	100-112
		121-126	117-124	113-118
		127-139	125-135	119-124
		140-170	136-165	125-133
				134-141
Medium Wools				143-166
		100-119	100-118	100-122
		120-128	119-125	123-126
		129-133	126-131	127-132
		<u>134-136</u>	132-135	<u>133-136</u>
		<u>137-140</u>	136-139	<u>137-139</u>
		141-143	140-142	140-142
		144-146	143-145	143-144
		<u>147-149</u>	146-148	<u>145-146</u>
		150-152	149-151	147-149
		153-155	152-154	150-152
		156-157	155-157	153-155
		<u>158-160</u>	158-160	<u>156-158</u>
		161-163	161-164	159-161
		164-167	165-168	162-165
		168-172	169-174	166-170
		173-175	175-175	171-175

Market Goats				
2024	2023	2022	2021	2020
	60-76	60-74	63-74	60-69
	77-82	75-79	75-79	70-75
	<u>83-85</u>	<u>80-84</u>	<u>80-84</u>	<u>76-79</u>
	86-88	85-87	85-87	80-83
	89-92	88-90	88-90	84-86
	<u>93-95</u>	<u>91-93</u>	<u>91-93</u>	<u>87-89</u>
	96-98	94-96	94-97	90-92
	99-101	97-99	98-100	93-95
	<u>102-104</u>	<u>100-102</u>	<u>101-102</u>	<u>96-99</u>
	105-107	103-106	103-106	100-103
	108-111	107-112	107-112	104-108
	112-120	113-120	113-120	109-120

Wether Does/ Commercial Does				
Breed	2024	2023	2022	2021
Wether Does		50-68	50-69	54-73
		69-74	70-75	74-80
		75-79	77-79	81-87
		80-83	80-83	88-94
		84-86	84-87	95-104
		87-90	88-93	105-133
		91-94	94-99	137-139
		95-98	100-108	141-185
		99-106	110-132	
		107-135		

Wether Dams/ Commercial Ewes				
Breed	2024	2023	2022	2021
Wether Dams		99-122	86-125	95-130
		123-130	126-136	131-139
		131-134	137-144	140-147
		134-140	145-155	148-160
		141-146	156-169	164-183
		147-153	170-200	117-204
		154-162		114-185
		163-190	142-210	
			167-251	

Crossbred Gilts				
Breed	2024	2023	2022	2021
Crossbred Gilts Div. 1		230-233	230-233	230-234
		230-233	230-233	230-234
		230-233	230-233	230-234
		234-239	234-239	235-240
		240-243	240-245	241-248
Crossbred Gilts Div. 2		244-250	246-252	250-255
		251-256	253-258	256-261
		257-161	259-264	262-267
		262-268	265-269	268-272
		269-274	270-275	273-278
Crossbred Gilts Div. 3		275-283	278-282	279-284
		284-293	283-290	285-294
		294-302	291-304	295-305
		303-318	305-325	306-320
		319-340	330-332	321-340

Major Show Updates & Changes

General- starting with the spring 2024 major shows the Market Steer Classification Guidelines have been updated and adjusted. Please refer to this link to review the updated guidelines that will take affect in 2024 spring majors. <https://app.box.com/s/7kpvmecrf89lkp4ije9dysad1um173dh>

2024 MCJLS Updates:

Schedule Change

- Market Goat Show start time will be 9am on Tuesday.
- Market Swine Show start time will be 10am on Thursday.
- Market Poultry Show will be held on Wednesday
- Market & Breeding Rabbit show will be held on Thursday

2024 Ft. Worth Livestock Show

- Steer Classification Change- all steers will be classified during show on Thursday, all will submit weight cards by 10am Wednesday.
- Mkt Sheep & Goat Show date change – move in 1/24-1/25, show 1/27 & 1/28
- No Cable Halters in any species
- *Simbrah heifers will not qualify for 2024 show

2024 San Angelo Updates:

- All market goats must be Texas bred and have a TGBA tag at time of validation
- Brahman heifers added to breed list
- Gilts- Arrival will be Thursday night and Friday morning, Jr gilts show Saturday and STARS will show Saturday and Sunday
- NO Camping outside of designated areas

2024 San Antonio Updates:

- Splitting following breeds and allowing additional scholarships for champions
 - Heifers- Grey Brahman, Red Brahman, Hereford, & Polled Hereford
 - Steers- Hereford & Polled Hereford
- No Outside bedding
- Exhibitor Camping will be limited
- *Simbrahs will be classified as ARB
- Gilts
 - all gilts must be farrowed between June 1 & September 15, 2023 and all will show by weight (range 200-350lbs with a 15lb weigh back
 - Breed & Reserve breed will be DNA tested
 - Addition of Hereford breed

2024 Houston Livestock Show

- Poultry Show moving back to NRG Arena
- Livestock Judging moving back to NRG Arena
- Junior Mkt. Auctions cap increase for youth
- Judge selection for other cross waves will not be announced until the morning of show A
- Heifer show
 - Chi heifers- all heifers with papers from the American Chi Association will show as Chi regardless of %
 - Simbrah heifers- only purebreds will show as a Simbrah, all Simbrah * and % will show as ARB

2024 Rodeo Austin Livestock Show

- Wether Dam & Doe show added
- Certified Texas Bred Barrow Show
- Cattle Tie outs sold upon arrival

Major Show Judges

2024 Sandhills Livestock Show

Cattle- Ryan Rash
Mkt Lamb- Jake Warntjes
Mkt Goat- Robert Scott

2024 Ft Worth Livestock Show

Steers- Dr. Mark Hoge
Heifers-
 Wravenna Bloomberg-Angus, Charolais, Limousin, Maine, ORB
 John McCurry-Beefmaster, Brangus, Brahman, Gert, Simbrah
 Katy Wunderlich- Hereford, Polled Hereford, Red Angus,
Shorthorn, Simmental
Mkt Sheep –Brad Dale
Mkt Goats – Brent Jennings
Mkt Swine – Seth Swenson

2024 Elite Gilt Showcase

Josh Campbell & Cody Hays

2024 MCJLS

Steer- John DeClerk
Heifer- Harrison Smith
Sheep- Clay Burson
Goat- Shawn Sparks
Swine- Jacob Edmond
Rabbit
Poultry

2024 San Angelo Livestock Show

Mkt Goat- Scott Greiner
Mkt Swine- Shane Brinning
Mkt Steer- Curtis Doubet
Mkt Lambs (FW/FWX/SD)- Chad Coburn
Mkt Lambs (SD/MW)- Justin Nathan
STAR Gilts- Galen McCune & Tom Lamle
Heifers- Dr.Jason Cleere & Amanda Schnoor
STAR Wether Does- Shannon Scotten
Breeding Sheep- Eric Zimmerman

2024 San Antonio Livestock Show

Mkt Goat- Spencer Scotten
Mkt Swine- Eric Polich & Brandon Ogle
Mkt Steer- Joel Cowley & Shilo Schaake
Mkt Lambs- Scott Schaake
Mkt Broilers- Keith Staggs
Mkt Turkey Hen- Daniel DeLeon
Mkt Turkey Tom- Keith Scott
Pure Gilts- Brett Beyers & Jason Corya
Cross Gilts- Ben Bobell
Commercial Doe- Kash Allen
Commercial Ewe- Charles Seidensticker
American Heifers- Deb Core & Brady Ragland
Exotic/British Heifers- Mark Ebling & Shane Werk

2024 Houston Livestock Show

Mkt Steer- Chris Millinix
Mkt Goat—**Brandon Callis (UPDATED)**
Mkt Sheep – Dr. Jeff Ripley
Mkt Swine- Justin Rodibaugh & Clay Zwilling
Heifers-
 Dave Allan- ARB, Brangus, Simbrah, Gert
 PJ Budler- Beefmaster, Red Brangus, Red Brahman, Grey Brahman
 Mark Hoge- Hereford, P. Hereford, Angus, R. Angus Shorthorn
 Chris Sankey- Charolais, Maine, ORB, Simmental, Limousin, Chi
Breeding Sheep- Chad Coburn
Breeding Gilts- David Ammann

2024 Rodeo Austin Livestock Show

Mkt Steer- Shane Bedwell
Mkt Swine- Kyndal Reitzenstein
Mkt Goat- Caleb Boardman
Mkt Lamb- Al Schminke
Heifers-
 Ashley Wagner- Brangus, Red Brangus, Simbrah, ARB & Continental
 Scott Werning- Beefmaster, Brahman, Gert, & British
Wether Dam- Charlie Hild
Wether Does- Payton Dahmer

Jackpot Shows

Sweater Weather SHOWDOWN

JANUARY 13, 2024

NAVARRO COUNTY EXPOSITION CENTER

4029 W ST HWY 22

CORSICANA, TX 75110

Show out of Trailer
Buckles and Prizes
\$30 Entry Fee
\$5 Showmanship
@ Gate

8 Goat Classes
8 Lamb Classes
Classes by Weight

Showmanship:
Peewee (<7)
Junior (8-12)
Int. (13-15)
Senior (16-18)

JUDGES

Lambs - Mike Gann
Goats - David Frazier

Questions:

Miranda - 940.203.0752

Kaitlyn - 972.971.2513



B³

\$75/head
2 Ring Format!
(entry fee covers both rings)

RING A PRIZES:

Class Prizes
Awards for Breed/Division

RING B PRIZES:

Breed & Reserve Breed /
Division Champion Buckles
Class Prizes

\$1000 minimum in
added money per species!

Additional INFO:

- Breeds with 7 or less entries will be one class, regardless of weight
- Limited Premium trailer spots will be available
- Pens available (must pick up shavings) show off your trailer
- Wash racks available
- Stockshow Pro Trailer will be on-site
- Breakfast/Lunch concessions available



THORNDALE 4-H/FFA AG BOOSTERS PRESENTS THE
4TH ANNUAL

BLACKLAND BULLDOG BASH

JANUARY 6, 2024 • ROCKDALE, TX

Rockdale Fair Park, 200 Walnut St.

PIG

Shown by breed, by weight:
Light OPB, Dark OPB, Berkshire,
Duroc, Hampshire, Hereford, Yorkshire, Light Cross (No Black)
and Dark Cross

JUDGES: Carter Burgin and Mike Lilley

LAMB/GOAT

Lambs shown by breed:
Dorper, Southdown, Finewool, Finewool X and Medium

Goats shown by weight division.

JUDGES: Denton Lowe and Derrick Brown

8AM:

Weight cards due

9AM:

Showmanship starts
Peewee, Junior, Intermediate & Senior
\$10 at the gate - Buckles for Champions

FOR MORE INFO: Glenn - 512.661.8058



Find us on Facebook
BLACKLAND BULLDOG BASH -B3

NRC LIVESTOCK SHOW

2 DAYS --2 RINGS

LOCATION: LIMESTONE COUNTY FAIRGROUNDS
922 N TYUS GROESBECK, TX 76642

SATURDAY 01.13.24

SWINE ONLY

SHOWN BY BREED/WEIGHT
WHITE OPB, BLACK OPB
DUROC, HAMP, YORK, CROSS

SUNDAY 01.14.24

LAMBS GOATS HEIFERS STEERS

GOATS BY WEIGHT
LAMBS BY WEIGHT
STEERS & HEIFERS:
AMERICAN, BRITISH,
EXOTIC

JUDGES

SWINE: TBD
CATTLE: PJ BUDLER,
OTHER TBD
LAMBS/GOATS: TBD

BUCKLES, BANNERS, &
PRIZES TO BE AWARDED

MORE INFORMATION TO COME...
PLEASE MAKE SURE YOU'RE
FOLLOWING OUR FACEBOOK PAGE



PRESENTED BY:
GROESBECK AG
BOOSTERS

CONTACT:

BRANDI (903) 388-9434
AMBER (254) 709-1786



**McLennan County
Extension Office**

4224 Cobbs Drive.
Waco, Texas 76710

Phone: 254-757-5180
Fax: 254-757-5097
E-mail:

McLennan@ag.tamu.edu

We're on the Web!

<https://mclennan.agrilife.org/>

Upcoming Events:

Tag Order Deadlines:

Major Show Steers
March

State Fair Sheep. Goats,
Swine
March

Major Show Heifers-
Summer
March

Validation Dates:

MCJLS Rabbits- January 8th
at Extraco Glass Room

Show Entry Dates

MCJLS- Due December 5th

Show Dates

2024 Sandhills Livestock Show

January 3-13, 2024

2024 Ft. Worth Livestock Show

January 12th- February 3rd

- Mkt Sheep & Goat -1/25-1/28
- Breeding Heifer 1/18-1/22
- Mkt Steer -1/30-2/2
- Mkt Swine 1/29-2/1

2024 MCJLS

February 5-9, 2024

Sheep- 2/5--2/6
Goat- 2/5-2/6
Steer- 2/6-2/7
Heifer 2/6-2/7
Swine- 2/7-2/8
Poultry- 2/7
Rabbit- 2/8

2024 San Antonio Livestock Show

February 8-25, 2024

Gilts- 2/6-2/8
Poultry- 2-7
Breeding Sheep- 2/9-2/10
Breeding Goats- 2/9-2/10
Mkt Goat- 2/12-2/13
Mkt Sheep- 2/12-2/14
Heifers- Wave 1 (American)- 2/12-2/13
Heifers- Wave 2 (all others) 2/15-2/16
Mkt Swine- Wave 1 (Darks) - 2/16-2/18
Mkt Swine Wave 2 (Lights)- 2/20-2/22
Mkt Steer Wave 1 (Maine, Char, Simi, Americans)
2/19-2/20
Mkt Steer Wave 2 (British, Limi, All Crosses)
2/21-2/23

2024 Elite Gilt Showcase

- February 9-11, 2024

2024 San Angelo Livestock Show

February 1-18, 2024

- Mkt Sheep – 2/2-2/5
- Mkt Goat -2/2-2/5
- Mkt Swine -2/12-2/15
- Mkt Steer 2/5-2/6
- Heifer -2/7-2/11
- Gilt -2/9-2/11
- Wether Doe -2/2-2/3

2024 Houston Livestock Show

February 27- March 17, 2024

- Mkt Sheep & Goat – 3/5-3/7
- Breeding Heifer – 3/4 -3/9
- Mkt Steer – 3/10-3/15
- Mkt Swine – 3/9-3/14
- Gilts -2/29-3/1
- Breeding Sheep- 2/26-2/28
- Mkt Broiler- 3/7
- Mkt Turkey 3/8

**2024 Rodeo Austin Livestock
Show**

March 8-23, 2024

- Steer- 3/7-3/9
- Sheep 3/14-3/15
- Goat 3/14-3/15
- Wether Dams -3/12-3/13
- Wether Does 3/12-3/13
- Swine- 3/16-3/18
- Heifer- 3/20-3/23
- Poultry- 3/11

**2024 State Fair of Texas Livestock
Show**

September 27- October 20, 2024

Heart O' Texas Fair & Rodeo
October 3-13, 2024

Contacts

Jerod Meurer
NR Agent

Dr. Shane McLellan
AG Agent

Madeline Makovy
4-H & Youth Development

Family & Community Health Agent

Educational programs of the Texas A&M AgriLife Extension Service are open to all people without regard to race, color, religion, sex, national origin, age, disability, genetic information or veteran status.

The Texas A&M University System, U.S. Department of Agriculture, and the County Commissioners Courts of Texas Cooperating