

McLennan County Livestock Newsletter

January 2023 Edition

Inside this issue:

Tag Order & Validation Info	2
MCJLS Judging Contest	2
Scholarships	3
Cattle Clipping Tips	4
Sheep & Goat Clipping tips	5
Pig Clipping Tips	6
Ft. Worth Weight Breaks	7
MCJLS Weight Breaks	8
San Angelo Weight Breaks	9
San Antonio Weight Breaks	10
Major Show Updates	11
MCJLS Updates	12
Jackpot Shows	14
Show Judges	15
Show Dates	16

Special points of interest:

Major Show Dates
Major Show Judges
Jackpot Shows
Tag Order Dates
Validation Dates
Entry Deadlines
Show Schedules
Major Show Updates
MCJLS UPDATES
Livestock Project Clinics
Show Weight Breaks
Scholarships
Cattle Clipping Tips
Sheep & Goat Clipping Tips
Swine Clipping Tips

MCJLS Rabbit Information

- Rabbit Breed Date- October 27th -30th 2022
- MCJLS Rabbit Validation- January 9th 2023
- MCJLS Rabbits Show- February 8th, 2023

if you are planning on showing market rabbits this year you should be contacting your breeders to reserve your pens soon. If you are needing a list of rabbit breeders, please contact the Extension office or your ag science teachers.

McLennan County Jr. Livestock Show 2023 Schedule

	Monday Feb. 6 th	Tuesday Feb. 7 th	Wednesday Feb 8 th	Thursday Feb. 9 th	Friday Feb. 10 th
5:00 a.m.		Barn opens	Barn opens	Barn opens	
6:00 a.m.					
7:00 a.m.			Rabbit Weigh in & check in	Poultry check in	
8:00 a.m.		Ag Mech Market Place Judging	Rabbit Show	Poultry Show	Livestock Judging Reg.
9:00 a.m.			Heifer Check In		Livestock Judging Contest
10:00 a.m.		Market Goat Show	Market Steer Show		
11:00 a.m.					
12:00 p.m.		Steer & Heifer Arrival	Swine Arrival	Market Swine Show	
1:00 p.m.		Market Sheep Show	Heifer Show		
2:00 p.m.	Sheep & Goat Arrival				
3:00 p.m.					
4:00 p.m.					
5:00 p.m.					
6:00 p.m.	Sheep Classification 6pm MW Sheep Card due 4-6pm Goat Weight Cards Due 4-6pm	Steer Weight Cards Due (4-6pm)	Swine Weight Cards Due (4-6pm)		Sale of Champions (6:30 pm)
7:00 p.m.					
11:30 p.m.	Barns Close	Barns Close	Barns Close	Barns Close	

- Ag Mechanics will move in on Monday February 6th, time is TBD
- Ag Mechanics show will be Monday February 6th, time is TBD

2022-2023 McLennan County Validation Dates & Tag Orders

Steers

Heifers

Sheep & Goat

Swine

Broilers

Major Show Broiler Pickup- Houston/Austin Birds- January 28th in College Station

MCJLS Broiler Pickup- January 3rd Time and Location TBA

Turkeys

Rabbits


MCJLS Rabbit Validation- January 9th 2023

Show Entry Information

MCJLS- all 4H entries are due to Extension office by December 6th

All tag order forms can be found at the following link:

<https://mclennan.agrilife.org/links/4-h/4-h-projects/livestock-news/>



McLennan County
est. ★ 1980
Jr. Livestock Show

LIVESTOCK JUDGING CONTEST
February 10, 2023
Located at the
Extraco Event Center
4601 Bosque Blvd, Waco, TX 76710
Check in at 8:00am
Contest begins at 9:00am

Registration will be on judgingcard.com until January 31st.
Pre-Registration- \$15 per person/\$60 per team
On-Site- \$20 per person/ \$80 per team
Divisions will be broken down by grade level
Juniors- 3rd-8th grade
Seniors- 9th-12th grade
8 Classes
3 Questions Classes

Awards and banners given to top 10 individuals and high teams in each division
along with species awards
Additional Awards will be given for McLennan County Only contestants|

For questions please contact
Jerod Meurer- Jerod.Meurer@ag.tamu.edu or (254)-757-5180

Scholarships

BIG TEX[®] **SCHOLARSHIP** **PROGRAM**

State Fair of Texas Scholarships due online February 1st.

To apply click link: https://webportalapp.com/sp/login/bigtex_2022



Houston Livestock Show & Rodeo Scholarships due January 31st.

To apply click link:

<https://apply.mykaleidoscope.com/scholarships/hlsrscholarship2023>



San Angelo Livestock Show Foundation
Scholarship due March 10th.

To apply click link:

https://cdn.saffire.com/files.ashx?t=fg&rid=SanAngeloRodeo&f=2023_Scholarship_Complete_Form_Fill_Sign.pdf

Tips for clipping market animals for the county show

Managing a slick steer seems fairly straight forward and it is the little things that one does can make a difference in order to get that velvet looking presentation it still takes lots of elbow grease and work prior to the show. I encourage exhibitors to ask those around that have been successful in slick shear steers for their opinion and even if they have little tricks of the trade which they would be willing to share. I always recognized that there is room to learn and that there are several different methods used to accomplish a goal. I feel like there are three basic steps to pay attention to when managing a slick shorn show steer.

Step 1: Hair Coat Management Prior to Slicking

Step 2: Slick Shearing (The process of)

Step 3: Hide and Hair Coat Management 10 days prior to the.

Step 1: Hair Coat Management Prior to Slicking

I am a firm believer that regardless if you have a steer that is going to show with hair or without it you have to take time to rinse and work the hair. This process needs to start from the time you get the calf to the time of the show. This will allow the hide and hair of the calf to be well conditioned, and it also requires the exhibitor to work with the steer on a daily basis which helps with the calf's temperament. If possible rinse the calf daily, and when washing use a gentle soap and conditioner. I suggest washing and conditioning at least two to three times a week if weather and time allow. When working hair use a comb, rice root, and or wash brush and a blower when needed and don't forget working hair doesn't mean just brush it one direction and stop; it means brush, brush and brush.

In addition to washing, conditioning, and working hair it is imperative to implement a good vaccination program and utilize topical pour-ons to ensure the calf doesn't get lice. All these things will help in the process of getting that hide and hair to look its best.

Step 2: Slick Shearing

The process of actually slick shearing a steer is fairly simple, but timing of it and making sure to get all the hair removed from all locations of the body with the exception of the tail and switch is perhaps the most challenging part. I would suggest shearing the steer for the first time about ten days prior to the show, and use a type of flathead clipper. Go up with the clippers against the grain of the hair with long fluid strokes all over the body. I utilize a smaller type of clipper to get the legs, behind the dew-claws, in and around the ears, and any areas that are more challenging to get to.

After the first time of shearing the steer I would suggest that you make sure the calf stays out of the sun during the day, especially if it is light colored. This will ensure that the calf doesn't get sunburned.

I usually go back over the calf one more time prior to leaving for the show and make sure to check for any hair that might have been missed. The Texas show rules state that the hair coat on the calf cannot be more the 1/4 of an inch anywhere on the body with the exception of the tail and switch, which can not be any longer than 10 inches from the bottom of the tail bone. To make sure you are measuring correctly, you can take the tail and at the base of the tail feel for the end of the bone, and measure 10 inches up from this point, and this is how far down the tail you must slick. This will be monitored by officials at the shows during check in and or classification. In the event that you are going to show at several slick shows with the same calf you need to make sure and go over the steer prior to each show. The hair will grow back and it may become longer than the allotted 1/4 inch hair length.

Step 3: Hide and Hair Coat Management 10 days prior to the show.

After shearing the steer it is very important to condition and manage the hide and coat of the steer. At this point you are a week out from the show, and daily management is a must. I would suggest washing the steer daily with a mild soap and utilize a conditioner such as Mane and Tail on the hide.

After washing use a chamois rag to dry the steer off and liberally apply the conditioner on the hide using your hands and a soft brush. Let the conditioner set and rinse that evening and apply some sort of sheen.

I would suggest repeating the process each day prior to leaving for the show. While at the show the same process should occur, but it is important to remember that prior to entering the show ring the steers are towed and therefore no product should be on the hide, as per the rules.

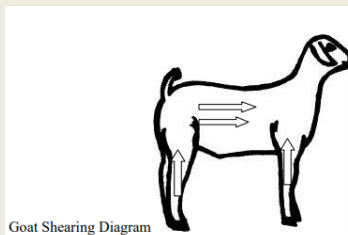
The only thing I would do to the steer on show morning would be to wash the calf, dry with a rag, brush with a soft brush, and hit the ring. The prep work prior to this should give you that sheen and look of a well-managed show steer. The rest is up to the judge and luck. Whether you win or lose showing a steer, I think it is important to remember that success at anything takes hard work, skill, knowledge, and yes, some luck. This holds true for whatever you do and showing livestock in 4-H and FFA serves as a great platform and educational tool.



Tips for clipping market animals for the county show

Goats- Steps to shearing:

- 1) Blow out all of the dirt from the body with a blow dryer. Note: Goats do not like water. We do not generally wash the goats unless they are extremely dirty or muddy. We manage skin and hair daily by keeping the goats in a clean pen with a light weight blanket. We catch the goats daily, put them on a table and blow out their hair to clean the hair and hide. Apply a light coat of Show Sheen to condition the hair. Brush the hair with a soft brush to work in the conditioner and train the hair.
- 2) Secure the goat on a trimming table.
- 3) Shear the goat- I like to start at the rear hock and shear up towards the back. Repeat for the front leg- knee up to the back. Shear the back and sides forward from the tail to the neck. Shear the neck from the shoulders and brisket- up and forward towards the head. Shear the inside of the back leg from the hock up. Shear the underline to include between the front legs. Shear the head last. Hair will be left on the legs from the hock/knee down and the tail.
- 4) Next you will blend the hair left on the legs into the rest of the body, this can be done with a smaller clipper.
- 5) Trim the hair around the hoof line on each leg.
- 6) Block out the tail.
- 7) Apply a skin conditioner.
- 8) Blanket or sock the goat.
- 9) Return to a clean and dry pen.



Goat Shearing Diagram

Helpful hints:

- Make sure your goat has been on a shearing table and has been sheared several times prior to shearing for the show. Practice makes perfection.
- I like to shear with Lister or Premier covercoat blades the day before the show. Do not shear the day of the show. The goat will get tired and you will normally have clipper tracks in the hair coat.
- Freshly sheared goats can sunburn easily. Put on a sock or blanket or keep the goat out of the sunlight. Animal sun-block products can also be used and are available at your local feed store.

Sheep- Fitting involves preparing the lamb for the show. The first item of importance is to acquire a copy of the rules for the stock show you are planning on attending and read the rules concerning the fitting of the lambs. The majority of the shows require that the lamb be slick sheared from the hocks/knees up.

Shearing- as it may sound simple, shearing methods will differ among exhibitors. I like to experiment ahead of time to find the right procedure to use. For those that show at a lot of prospect shows, practice makes perfect and they will know what works the best.

Helpful hints:

- Lambs do not like water. Take your time and be gentle when washing and do a thorough job of getting the lamb clean and rinsing out all of the soap. Do not get water in the Lamb's ears.
- Make sure your lamb has been on a shearing table and has been sheared several times prior to shearing for the show. Practice makes perfection.
- Do not shear the day of the show. The lamb will get tired and you will normally have clipper tracks in the hide.
- Freshly sheared lambs can sunburn easily. Put on a sock or blanket or keep the lamb out of the sunlight. Animal sun-block products can also be used and are available at your local feed store.
- Shear with both fine blades and surgical blades at home while practicing to see which blade provides the best "handle". Do not wait until the show to determine which blade you should use. All lambs "shear out" different. Do your homework.

Steps to shearing:

- 1) Wash the lamb with a mild livestock shampoo and rinse. Repeat.
- 2) Apply a conditioner, let set and rinse.
- 3) Towel dry the lamb
- 4) Secure the lamb on a trimming table.
- 5) Shear the lamb- I like to start at the rear hock and shear up towards the back. Repeat for the front leg- knee up to the back. Shear the back and sides forward from the tail to the neck. Shear the neck from the shoulders and brisket- up and forward towards the head. Shear the inside of the back leg from the hock up. Shear the underline to include between the front legs. Shear the head last. Wool will be left on the legs from the hock/knee down.
- 6) Block the leg wool
- 7) Rinse the lamb.
- 8) Apply a skin conditioner
- 9) Blanket or sock the lamb
- 10) Return to a clean and dry pen

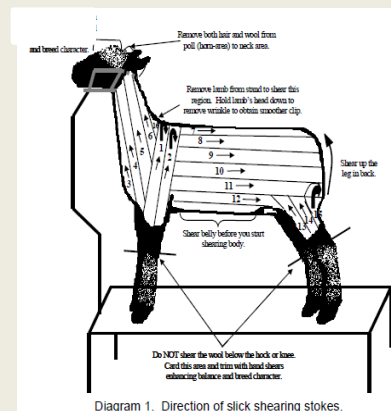


Diagram 1. Direction of slick shearing strokes.



Proper nutrition, hair and skin care and exercise are important to getting your show pig prospect ready for the next show. But don't forget about clipping your pig. Clipping your pig can change the pig's appearance and accentuate its muscularity, leanness and balance.

How to Clip the Body of Your Show Pig

Clipping the body of your pig is crucial to make your pig looks its best. Clipping will make them look like a show pig and give them the presentation that will appeal to the judge on show day.

Check the rules and choose the right guard.

It's important to clip the body of your pig evenly and at the proper length. Some shows have rules about hair length, so always check your show rules before clipping your pig. Once you know the rules you'll need to select the right length of guard and the appropriate clipper blade. It is suggested to use a number 10 clipping blade and either a 1A or 2 Oster Red Speed O Guard to clip the body of your pig.

Keep the guard flat and clip against the hair.

When clipping the body, your goal should be a smooth and even hair coat. Using the clippers properly will ensure your job comes out even when you're finished. Keep the guard flat to the surface of the pig's body and clip directly against the hair. Start at the rear of the pig and work your way forward one pass at a time, to be sure you don't miss any spots. Since the head and body might be clipped at different lengths, we also need to blend the neck area from the shoulder to the head to balance your clipping job.

Blend the neck.

Blending the neck starts at the front side of the shoulder, using the same guards you clipped the body with. Then as you move forward towards the head, continue to go down one guard size at a time till you reach the head. Remember it may take more than one pass per guard; the goal is to end up with the same guard or length you used on the head when you reached the backside of the jaw.

Clipping the Head & Ears

Once you clip the body of your show pig you need to clip the head, ears and underline. This will highly improve your pig's look and appearance. It is going to be easiest to clip these areas if your pig is lying comfortably. Have someone help you your pig's belly until it is comfortably lying on its side. Then start by brushing its face before you begin clipping. This will be much less stressful for your pig than snaring. Teaching your pig to lay down when you scratch its belly will make jobs like clipping much easier.

Clipping your pig's head and ears adds polish to your clipping job, and will give the pig a much more youthful appearance. When clipping the head you'll go against the hair using a shorter guard such as a00 Oster red Speed-O-Guide. Even the most youthful pig will often have long hair in and around its ears. When clipping the ears you don't need a guard. Your main focus should be along the edges of the ear, trimming the long hair to make it even. You'll also want to clip any long hairs on the inside and outside of the ear.

Clipping the Underline

Clipping the underline is the final part of getting the show ring ready look. The underline is considered any part of the chin, throat, chest and belly, as well as the seam of the ham. One way to clip the underline hair short is using a technique called back dragging. With no guard attached, turn your clippers over and drag your blades with the hair. Any wild hairs need to also be taken off. Remember, no matter how tempting it may be, do not clip any hair off the legs or tail.

Check for wild hairs.

To ensure the clipping job is perfect you'll want to make sure you didn't leave any stray hairs, or create any uneven places on the body. Always do a final review by brushing your pig's hair correctly to make sure you don't have any wild hairs or uneven spots. Following these simple steps to finish the detail work will get your pig looking its best on show day.

Ft. Worth Weight Breaks

Market Steers				
Breed	2023	2022	2020	2019
Angus		1000-1150 1151-1245 1246-1618	1000-1118 1119-1246 1247-1495	900-1099 1100-1258 1259-1467
Hereford		1000-1149 1150-1253 1254-1525	1000-1178 1179-1253 1254-1495	900-1207 1208-1255 1256-1470
Polled Hereford		1000-1148 1149-1263 1264-1475	1020-1163 1164-1275 1276-1498	900-1177 1178-1333 1334-1535
Shorthorn		1000-1150 1151-1280 1281-1478	1000-1079 1080-1208 1209-1420	900-1076 1077-1210 1211-1540
America Cross		1000-1099 1100-1325 1326-1576	1000-1107 1108-1225 1226-1496	900-1116 1117-1229 1230-1485
European		1000 1001-1041 1042-1077 <u>1078-1121</u> 1122-1145 1146-1183 1184-1209 <u>1210-1243</u> 1244-1299 1300-1350 1351-1453 1454-1875	1000 1000 1001-1045 <u>1046-1069</u> 1070-1107 1108-1150 1151-1190 <u>1191-1214</u> 1215-1250 1251-1319 1320-1436 1437-1675	900-974 975-1019 1020-1048 <u>1049-1074</u> 1075-1115 1116-1149 1150-1175 <u>1176-1212</u> 1213-1251 1252-1323 1324-1434 1435-1585

Market Barrows				
Breed	2023	2022	2020	2019
BOPB		250 253-266 268-290	230-239 240-261 262-270	230-240 241-268 269-270
Duroc		250 251-270 272-287 290	230-253 254-269 270 270	230-255 256-269 270 270
Hampshire		250 250 253-265 266-279 280-290	230-242 243-259 260-269 270 270	230-244 245-256 257-269 270 270
WOPB		250-259 261-276 280-290	230-252 253-266 267-270	230-246 247-267 268-270
Yorkshire		250-262 263-274 275-290	230-258 259-269 270	230-255 256-269 270
Crossbreed		250 250 250 251-258 259-264 265-271 272-277 278-288 290	230 230 231-243 244-250 251-258 259-264 265-269 270 270	230 230 231-242 243-251 252-260 261-266 267-269 270 270

Market Lambs				
Breed	2023	2022	2020	2019
Finewool		110-128 129-140 141-161	107-130 131-140 141-165	97-125 126-135 136-169
Finewool Cross		97-129 130-147 148-216	101-132 133-151 152-190	99-131 132-143 144-173
Southdown		90-119 120-135 136-170	83-117 118-130 131-163	96-120 121-130 131-166
Dorper		75-98 99-114 115-154	80-102 103-115 116-146	80-105 106-118 119-145
Medium Wool		90-123 124-134 135-141 142-150 151-159 160-205	90-122 123-132 133-141 142-150 151-163 164-199	90-123 124-133 134-142 143-150 151-158 159-195

Market Goats					
2023	2022	2020	2019	2018	2017
	50-64 65-69 70-74 <u>75-78</u> 79-82 83-85 86-88 <u>89-91</u> 92-96 97-100 101-107 108-132	50-60 61-67 68-70 <u>71-74</u> 75-78 79-83 84-86 <u>87-90</u> 91-94 95-99 100-105 106-127	50-60 61-66 67-71 <u>72-74</u> 75-77 78-80 81-82 <u>83-87</u> 88-90 91-95 96-102 103-127	50-62 63-68 69-73 74-76 77-79 80-82 83-86 87-89 90-93 94-98 99-105 106-138	50-63 64-68 69-72 73-75 76-78 79-82 83-86 87-89 90-93 94-98 99-105 106-122

MCJLS Weight Breaks

Market Barrows					
Breed	2023	2022	2021	2020	2019
White OPB		225-305	245-305		220-311
Black OPB		225-241 246-257 259-307	225-263 266-315	220-236 238-268	220-244 246-316
York		225-255 258-335	225-267 273-378	220-242 248-304	221-238 241-266 273-316
Duroc		225-257 258-279 281-310	225-252 255-279 284-335	224-246 250-265 272-297	220-244 245-335
Hampshire		225-238 241-263 266-326	225-237 240-266 267-315	220-233 236-251 257-288	221-249 254-306
Cross		225-233 234-249 251-259 260-279 280-331	225 227-235 237-251 253-262 264-282 283-341	220-227 228-231 232-240 242-251 253-264 267-327	220-227 228-235 236-243 244-253 254-264 265-278 280-319

Market Lambs					
Breed	2023	2022	2021	2020	2019
Southdown		108-128 132-168	107-133 136-169	88-154	106-124 128-137 140-157
Dorper/Hair		83-115 118-140	80-109 111-120 124-137	82-108 110-128	77-97 106-126
Finewool cross		none	133-173	99-126 137-154	116-136 139-163
Medium Wool		90-117 118-125 126-133 134-137 138-144 145-152 153-158 159-164 168-173 174-212	103-120 121-129 130-133 134-142 143-147 148-153 154-159 160-164 165-172 174-206	87-108 110-115 116-126 127-132 133-138 139-144 145-149 151-155 157-161 163-181	90-113 115-127 128-134 135-140 141-146 147-151 152-157 158-164 166-169 172-189

Market Steers				
2023	2022	2021	2020	2019
	1000-1075 1085-1185 1199-1350 1369-1512	968-1140 1145-1236 1259-1325 1350-1565	967-1086 1090-1150 1162-1276 1287-1333 1334-1445	950-1050 1073-1120 1128-1227 1234-1312 1313-1485

Market Goats					
2023	2022	2021	2020	2019	2018
	52-64 67-74 <u>75-78</u> 79-82 83-87 <u>88-93</u> 94-99 100-107 108-128	50-62 64-70 <u>71-77</u> 78-83 84-87 <u>91-96</u> 97-100 101-107 108-127	51-60 62-69 <u>70-76</u> 77-82 83-85 <u>86-88</u> 89-93 94-96 <u>97-101</u> 102-105 106-112 113-138	50-60 61-69 <u>70-74</u> 75-77 78-81 <u>82-85</u> 86-89 90-95 <u>96-99</u> 100-105 106-110 112-129	48-59 62-71 <u>72-76</u> 77-79 80-84 <u>85-87</u> 88-90 91-93 <u>94-99</u> 100-105 106-109 112-136

San Angelo Weight Breaks

Market Steers						Market Sheep					
Breed	2023	2022	2021	2020		Breed	2023	2022	2021	2020	
English		1015-1162 1180-1289 1349-1499	1022-1149 1180-1269 1286-1495	1000-1139 1155-1279 1296-1442		Finewool		100-124 125-133 134-142 143-170	100-115 116-131 132-144 145-170	100-115 116-127 128-137 138-161	
	ABC	1000-1139 1149-1313 1337-1549	1051-1150 1156-1299 1300-1565	1000-1174 1201-1335 1367-1440			Finewool Cross		100-128 129-137 138-144 145-154 155-170	100-125 126-138 139-144 145-153 154-170	100-125 126-134 135-142 143-150 151-170
	Black Cross	1020-1163 1169-1289 1330-1630	1015-1093 1124-1277 1319-1449	1000-1182 1208-1297 1355-1499				Southdown		90-120 121-130 131-169	90-115 116-130 131-170
Other Cross		1000-1117 1122-1247 1249-1340 1345-1545	1000-1104 1119-1220 1261-1370 1379-1560	1000-1111 1113-1208 1213-1320 1329-1490		Hair				90-113 114-158	90-120 121-153
	Market Goats						Medium Wool			100-133 134-143 144-152 153-162 163-170	100-125 126-143 144-151 152-161 162-170
	2023	2022	2021	2020	2019	2018					
	60-74 75-81 82-86 87-90 91-94 95-98 99-102 103-107 108-113 114-120	60-71 72-78 79-84 85-88 89-92 93-96 97-100 101-105 106-111 112-120	60-71 72-77 78-82 83-87 88-90 91-94 95-99 100-103 104-111 112-120	60-72 73-77 78-82 83-86 87-90 91-95 96-99 100-102 103-108 109-115	60-71 72-77 78-81 82-85 86-90 91-93 94-97 98-102 103-109 110-115						
Wether Does						Market Barrows					
2023	2022	2021	2020	2019		Breed	2023	2022	2021	2020	
	50-70 71-77 78-82 83-86 87-90 91-96 97-100 101-106 107-145	50-60 69-74 75-80 81-85 86-89 90-95 96-101 103-110 111-128	50-67 68-75 76-79 80-84 85-89 90-94 95-100 101-109 110-134	51-69 70-74 75-78 79-84 85-90 91-97 98-103 104-109 110-135		LightCross		250-258 250-258 259-274 275-290	250 252-264 265-278 279-290	240-256 240-256 257-269 270-280	
Dark Cross									250 250 251-259 260-268 269-282 289-290	250-256 250-256 257-265 266-273 274-287 288-290	240-243 240-243 244-254 255-265 266-274 275-280
	Hampshire								250-260 250-260 261-276 277-290	250-263 250-263 264-278 280-290	240-251 240-251 252-266 267-280
		Duroc							250-252 253-269 270-287 288-290	250-255 256-274 275-289 290	240-245 246-261 262-275 276-280
Black OPB									250-265 250-265 267-290	250-253 254-275 276-290	240-254 240-254 255-280
	White OPB								250-264 265-290	250-270 272-290	240-253 254-280
		Yorkshire							250-259 260-281 282-290	250-260 264-289 290	240-243 244-263 264-280
Berkshire									250-262 263-290	250-264 265-290	240-247 248-280

San Antonio Weight Breaks

Market Steers					
Breed	2023	2022	2021	2020	
Charolais		1000-1197 1198-1297 1298-1500	1000-1199 1200-1297 1298-1500	1000-1199 1200-1299 1300-1500	
		1000-1196 1197-1299 1300-1500	1000-1190 1191-1314 1315-1500	1000-1199 1200-1280 1281-1500	
		1000-1215 1216-1321 1322-1500	1000-1199 1200-1320 1321-1500	1000-1209 1210-1315 1316-1500	
Shorthorn		1000-1219 1220-1299 1300-1500	1000-1170 1171-1335 1336-1500	1000-1151 1152-1277 1278-1500	
		1000-1211 1212-1299 1300-1500	1000-1234 1235-1296 1297-1500	1000-1189 1190-1297 1298-1500	
		1000-1205 1206-1294 1295-1500	1000-1230 1231-1354 1355-1500	1000-1160 1161-1283 1284-1500	
Red Angus		1000-1178 1179-1500	1000-1180 1181-1500	1000-1185 1186-1500	
Simbrah		1000-1191 1192-1299 1300-1500	1000-1199 1200-1309 1310-1500	1000-1220 1221-1299 1300-1500	
	Santa Gertrudis		1000-1218 1219-1382 1383-1500	1000-1223 1224-1299 1300-1500	1000-1245 1246-1314 1315-1500
			1000-1268 1269-1303 1304-1500	1000-1191 1192-1294 1295-1500	1000-1196 1197-1307 1308-1500
Brahman			1000-1191 1192-1309 1310-1500	1000-1189 1190-1289 1290-1500	1000-1199 1200-1279 1280-1500
	Maine Anjou		1000-1189 1190-1313 1314-1500	1000-1179 1180-1333 1334-1500	1000-1198 1199-1359 1360-1500
		ABC		1000-1160 1161-1299 1300-1500	1000-1189 1190-1349 13501500
Red Cross				1000-1197 1198-1299 1300-1500	WV2 1000-1199 1200-1350 1351-1500
	Black Cross			1000-1196 1197-1299 1300-1500	WV1 1000-1241 1242-1383 1384-1500
		Other Cross		1000-1049 1050-1135 1136-1200 1201-1290 1291-1390 1391-1500	1000-1053 1054-1112 1113-1199 1200-1289 1290-1399 1400-1500

Market Barrows							
Breed	2023	2022	2021	2020			
Berkshire		240-248 249-267 268-290	240-250 251-269 270-290	240-242 243-257 258-280			
		240-241 242-252 253-261 262-275 276-290	240-243 244-255 256-264 265-278 279-290	240-246 247-258 259-264 265-280			
		240-243 240-243 244-250 251-258 259-264 265-268 269-277 278-288 290	240-244 240-244 245-251 252-257 258-263 264-268 269-276 277-286 287-290	240-244 240-244 240-244 245-250 251-257 258-264 265-268 269-297 280			
Duroc		240-243 244-255 256-264 265-270 271-276 277-281 282-286 287-290 287-290	240-243 244-252 253-259 260-267 268-274 275-279 280-286 287-290 287-290	240-243 240-243 244-251 252-259 260-265 266-272 273-276 277-280 277-280			
	Poland China		240-257 258-290	240-264 265-290 240-249 250-280			
	Dark Cross		240-243 240-243 244-250 251-257 258-264 265-271 272-278 279-287 288-290	240-243 240-243 244-252 253-258 259-266 267-274 275-280 281-289 290	240 240 241-247 248-253 254-259 260-264 265-269 270-279 280		
		Chester White		240-254 255-280 281-290	240-257 259-275 276-290 240-257 258-273 274-280		
			Landrace		240-269 270-290	240-270 271-290 240-263 267-280	
		Yorkshire		240-247 248-256 257-265 266-274 275-286 287-290	240-247 248-258 259-269 270-277 278-288 290	240 242-253 254-262 263-270 271-278 279-280	
			Crossbred		240-243 240-243 240-243 244-249 250-254 255-257 258-261 262-264 265-266 267-269 270-274 275-277 278-282 283-289 290 290	240-243 240-243 240-243 244-248 249-252 253-256 257-260 261-264 265-267 268-270 271-273 274-277 278-281 282-286 287-290 287-290	240 240 240 240 241-245 246-249 250-253 254-257 258-260 261-264 265-267 268-270 271-274 275-279 280 280

Market Lambs				
Breed	2023	2022	2021	2020
Finewool		100-123 124-131 132-138 139-151 152-168	100-124 125-131 132-138 139-144 145-165	100-120 121-127 128-134 135-142 143-170
		100-112 114-124 125-140	100-112 114-140	100-114 115-140
		109-127 128-135 136-142 143-147 148-154 155-175	113-130 131-138 139-147 148-153 155-175	100-126 127-134 135-141 142-152 153-175
		100-116 117-124 125-135 136-165	100-112 113-118 119-124 125-133 134-141 143-166	102-114 115-119 120-124 125-133 134-141 142-164
		100-118 119-125 126-131 132-135 136-139 140-142 143-145 146-148 149-151 152-154 155-157 158-160 161-164 165-168 169-174 175-175	100-122 123-126 127-132 133-136 137-139 140-142 143-144 145-146 147-149 150-152 153-155 156-158 159-161 162-165 166-170 171-175	101-117 118-125 126-130 131-134 135-137 138-141 142-144 145-147 148-150 151-153 154-155 156-159 160-162 163-168 169-173 174-175

Market Goats				
2023	2022	2021	2020	2019
	60-74	63-74	60-69	60-72
	75-79	75-79	70-75	73-77
	<u>80-84</u>	<u>80-84</u>	<u>76-79</u>	<u>78-81</u>
	85-87	85-87	80-83	82-85
	88-90	88-90	84-86	86-88
	<u>91-93</u>	<u>91-93</u>	87-89	89-90
	94-96	94-97	90-92	91-94
	97-99	98-100	93-95	95-98
	<u>100-102</u>	<u>101-102</u>	<u>96-99</u>	<u>99-101</u>
	103-106	103-106	100-103	102-104
	107-112	107-112	104-108	105-109
	113-120	113-120	109-120	110-115

Major Livestock Show Updates

Ft Worth Livestock Show & Rodeo

- No Cable halters will be allowed in any specie
- All barrows must weight no less than 250lb and no more than 290lb. Any barrow weighing 10lb more or less will be disqualified
- Junior Steers minimum weight is 1000lbs.

San Angelo Livestock Show

Beginning in 2023, goat exhibitors placing 5th- 10th that have a Texas Goat Breeders Association Tag (TGBA), will receive \$1,000 incentive from the TGBA. The tag must be in the animal's ear and recorded on official validation paperwork BEFORE the validation deadline. The TGBA tag must be in the goat's ear during check in and throughout the show.

To be eligible to exhibit in the 2024 show and beyond, a goat MUST be bred by a member of the Texas Goat Breeder's Association and have an official TGBA tag belonging to the breeder of the goat in its ear. Tags are to be obtained from the breeder of the goat. The tag must be in the animal's ear and recorded on official validation paperwork BEFORE the validation deadline.

- Breeding Gilts must farrowed between June 1st and September 15th, 2022
- Heifer Futurity will bring back showmanship in 2023
- Market Lambs may bring a max of 3 hd. No more than 2 per breed
- Jr. & Star Gilts will show by weight

San Antonio Livestock Show & Rodeo

- All Junior Livestock Show entries will increase by \$5
- No Outside bedding will be allowed this year. All bedding will be provided by the show or can be purchased FEEDSTORE on grounds.
- All Premium passes must be purchased by December 15th with online entries
- In all species to stall together you must haul together
- Unloading Update- Upon entering the grounds to unload you will be asked to follow directions security and volunteers, for those who do not follow these request will be subject to disqualification
- Exhibitor Campgrounds- There will limited campgrounds this year in all barns, no tables will be allowed to be setup.
- There will be no Open Gilt show in 2023
- Market Barrow weight 250-300lb
- Substitute exhibitors will not be allowed to show in the class immediately before or after their own class.

Houston Livestock Show & Rodeo

- Junior Heifer Show Waves- Wave 1= American heifers March 6-March 8/ Wave 2= British & Continental- March 9-March 11
- Market Steers- Wave 1- March 12-March 14/ Wave 2 March 15-March 17 (breeds will be released at a later date)
- Splitting each show into two waves will allow us to distribute a larger stall space to each exhibitor for stalling and camping. Each entry that arrives for the junior breeding beef heifer and junior market steer shows will receive 8' of stall space instead of the standard 4' that has been distributed in the past. Tie-outs will also be removed for the junior shows to increase the trailer unloading/loading capacity and to make space for additional exhibitor camping in a 66' x 300' tent for market lamb, goat, and barrow exhibitors to alleviate congestion in their penning areas. In addition, the new schedule will allow for an increased number of pens for market lambs, goats, and barrows.
- New location for Market Poultry Show- show at Fort Bend County Fair Grounds, day one will be broiler and turkey show and day 2 will be top 2 pens of birds in each division will advance to NRG center for champion drive and selection.
- Cattle Stalling- each animal that arrives will be given 8ft of stall space to allow for stalling and camping. End Aisles and wall inside and outside of the dock will no longer be used as camping space.

Rodeo Austin Livestock Show

- Certified Texas Bred Barrow Show
- Cattle Tie-outs sold upon arrival
- To stall together you must arrive together
- Initial Bedding will be provided for cattle stalls, bedding for smaller animals will not be provided
- Outside bedding will be allowed

Updated, Amended, & New Rules for 2023

○ McLennan County Junior Livestock Show Code of Conduct

Code of Ethics: The McLennan County Junior Livestock Show is a family friendly event. As such, an individual's conduct as an exhibitor or a patron should be exemplary, and violators are subject to disqualification or removal from the show grounds. Violations include, but are not limited to:

- Disruptive or improper conduct
- Public display of profanity of any sort
- Violence of any sort
- Threatening behavior or the appearance of threatening behavior (threatening behavior as determined by the Executive Board)
- Direct criticism or interference with the judge or livestock show management, other exhibitors, classifiers, or show officials before, during, or after the competitive event is prohibited, (*Including Social Media*). In the furtherance of their official duty, all judges and livestock show management, or other show officials shall be treated with courtesy, cooperation, and respect and no person shall direct abusive or threatening conduct toward them
- No exhibitor or parent shall conspire with another person or persons to intentionally violate this Code of Ethics or knowingly contribute or cooperate with another person or persons either by affirmative action or inaction to violate this Code of Ethics. Violation of this rule shall subject such individual to disciplinary action

○ Amend Rule #17 under Competition section

Once an entry has entered the showing for competition, said animal cannot be pulled, or scratched from competition with penalty. That showman forfeits any awards that come with that particular placing and is no longer eligible to show any other livestock of the same species for the duration of the show. Entry that placed below will move up in placing and is now eligible for those awards forfeited by the previous showman.

- Example: If a division champion does not come back for the overall drive, then the reserve champion of that particular drive will now be considered champion of the drive and judged as such.
- Class winners – If a 1st place animal does not come back for their particular weight division drive then the 2nd and 3rd place animals move up.
- Showman forfeits any and all winnings for that particular animal and is no longer eligible for the sale of champions for that year with that species.

○ Addition to Sale of Champions Section regarding exhibitor attending sale and no notification was given

Exhibitors are responsible for checking in the night of the sale and attending the auction, if unable to attend due to approved conflict, the exhibitor is responsible for notifying advisor and securing someone to take their place during the sale. If no one attends, or is notified the exhibitor is subject to forfeit their sale slot and any monies awarded for sale slot

○ Market Steers

1. Updated Weights in Rule #7-SHOW WEIGHTS: Exhibitors will turn in the official show weight for their steer at check-in. The minimum show weight for all market steers is 1,000 pounds. All steers weighing less than 1,000 pounds will be sifted.

2023 MCJLS Rule Updates

○ Market Swine

○ Amended Rule #6- addition of Berkshire Breed

Animals will be divided into classes by breed and weight. Breeds include Duroc, Hampshire, Yorkshire, Berkshire, Light OPB, Dark OPB, and Crossbred. Breed classification will be submitted on weight card which must be completed by 7:00 p.m. on the day of move-in. The breed must be declared upon check-in; however, final determination of breed classification will be made by classifiers appointed by the Show Management

○ Addition of Rule #8- Any swine breed exhibited that is not listed in the classification guidelines (Duroc, Hampshire, Yorkshire, Berkshire, Light OPB(Chester, landrace), and Dark OPB (spots & Poland Chinas)) will be classified as a crossbred

○ Updated Rule #11 - number of head to make a breed

Breeds with less than ten (10) animals will be combined into the crossbred class, with the exception of the Berkshires which will go into the Dark OPB

○ Updated Rule #13 - Minimum Weights SHOW WEIGHTS: Exhibitors will turn in the official show weight for their barrow at check-in. The minimum show weight is 230 pounds.

○ Updated Rule #17- Swine Show Order

Show order will be: Light OPB, Dark OPB, Berkshire, Yorkshire, Duroc, Hampshire, Crossbred

○ Market Lambs

○ Breed Classification guidelines- addition of the Texas Major Show Sheep Breed Classification Guidelines (see page 24)

○ Addition of Rule #7- Medium Wool Divisions- Medium Wool Division classes will be divided into weight divisions as equally as possible. The show superintendent will determine the number of divisions, with a minimum of three (2

○ Updated Rule #8 for classed out sheep- Breeds with less than five (5) animals will be combined as follows:

- Finewool to Finewool Cross
- Finewool Cross to Medium Wool
- Southdown to Medium Wool
- Dorper to Medium Wool

○ Updated Minimum Weights in Rule #10-SHOW WEIGHTS: Exhibitors will turn in the official show weight for their lamb at check-in. The minimum show weight is 95 pounds (with the exception of Southdowns and Dorsers, which must weigh a minimum of 85 pounds)

○ Market Goats

○ Updated Rule #9-Minimum Weight SHOW WEIGHTS: Exhibitors will turn in the official show weight for their Goat at check-in. The minimum show weight is 55 pounds

○ Rabbit

○ Updated Breeder Rabbit Division Rules

○ Updated Market Rabbit weight

○ Ag Mechanics

○ Addition of All Ag Mech rules into general Rulebook- see page 37

○ Addition of Ag Mechanics Market Place Competition - See page 41

Complete Rulebook can be found at this link:

<http://counties.agrilife.org/mclennan/files/2022/07/2023-MCJLS-Rulebook-editing1.pdf>

JACKPOT SHOWS

B³ THORNDALE 4-H/FFA AG BOOSTERS PRESENTS THE 3RD ANNUAL

The BLACKLAND BULLDOG BASH

JANUARY 7, 2023 • ROCKDALE, TX
Rockdale Fair Park, 200 Walnut St.

2 Ring Format!
(entry fee covers both)
\$75/head

RING B PRIZES:
Breed & Reserve Breed /
Division Champion Buckles
Class Prizes

\$750 minimum in added \$\$ per species!

Additional INFORMATION:

- Premium trailer spots will be available!
- Pens available (must pick up shavings)/
show off your trailer
- Wash racks available
- StockShow Pro Trailer will be on site
- Concessions available

Swine *40+ buckles to be given away!*
Shown by breed, by weight:
Light OPB, Dark OPB, Berkshire, Duroc,
Hampshire, Yorkshire and Cross
Judges: TBD

Lamb/Goat
Lambs shown by breed:
Hair, Southdown, Finewool,
Finewool X, & Medium
Judges: TBD

8am: Weight cards due
9am: Showmanship starts
Pee wee, Junior, Intermediate & Senior
\$10 at the gate - 100% payout
Buckles for Champions

Blackland Bulldog Bash - B3
FOR MORE INFO CONTACT:
GLENN CLINARD: 512-661-8058

JAN 14-15 GROESBECK AG BOOSTERS PRESENTS NRC LIVESTOCK SHOW

JAN. 14-GOATS, SHEEP, & SWINE
JAN. 15-HEIFERS, STEERS, & MINI HEREFORDS

BUCKLES AWARDED IN RING B, MUST SHOW IN RING A MARKET SHOW ONLY

\$30 ENTRY PER RING
\$10 SHOWMANSHIP SHOW

SWINE: WHITE OPB, BLACK OPB, DUROC, HAMP, YORK, CROSS
JUDGES: TBD

GOATS BY WEIGHT
SHEEP: FINE WOOL, MEDIUM WOOL, CROSS, DORPER
STEERS: AMERICAN, BRITISH, EXOTIC
HEIFERS: AMERICAN, BRITISH, EXOTIC

REGISTRATION: 7AM-8:30
SHOWMANSHIP: 9:30AM
PEEWEE, JR., INT., & SR.
RING B STARTING APPROXIMATELY 1:30PM
OR 15 MINUTES AFTER RING A FINISHES
LIMESTONE COUNTY FAIRGROUNDS
922 N TYUS GROESBECK, TX. 76642

PAYPAL FOR PRE ENTRIES -
HTTP://PAYPAL.ME/GROESBECKAGBOOSTER
BRANDI (903) 388-9434 OR AMBER (254) 709-1786

JANUARY 7TH
ELLIS COUNTY YOUTH EXPO CENTER

BARN OPEN AT 7AM
CHECK IN 7-9
9:30AM SHOWMANSHIP
SHOW STARTS AT 11AM
ENTRY \$40.00
CASH OR SQUARE PAY (FEES) -NO CHECKS

SHOWMANSHIP \$5 AT THE GATE
(WINNER TAKES ALL)
junior, intermediate, & senior
showmanship divisions

PRIZES FOR CLASS WINNERS
BREED CHAMPION & RESERVE BUCKLES

Holiday HOG Fiesta

JUDGE: BRICE MUND
8 BREED FORMAT
WHITE OPB BLACK OPB
BERKS DUROC
HAMPS YORKS
LIGHT CROSS DARK CROSS

ADDRESS: 2300 US HWY 287N
WAXAHACHIE, TX
NO OUT OF STATE ANIMAL

QUESTIONS: 972-215-8015 TAMMY

HOLIDAY HOG FIESTA
20 23
CONCESSIONS & SHOW TRAILER ON SITE

**** ALL PROCEEDS BENEFIT THE ELLIS COUNTY ADULT LEADERS SCHOLARSHIP FUND ****

Sweater Weather Showdown

January 28, 2023
Navarro County Exposition Center
4029 W State Hwy 22
Corsicana, Tx 75110

- Lamb and Goat ring
- \$30 Entry Fee
- Show out of Trailers
- Buckles and Prizes
- \$5 Showmanship at the Gate

5 Goat Classes
6 Lamb Classes

Showmanship
Pewee (Under 7)
Junior (8-12)
Intermediate (13-15)
Senior (16-18)

Registration - 7:30 - 9:00am
Show Time - 9:30am

JUDGES
Lambs - Mike Gann
Goats - Marco Barrientes

Questions/Info
Miranda Johnson - 940.203.0752
Kaitlyn Jackson - 972.971.2513

Major Show Judges

2023 Sandhills Livestock Show

Steers & Heifers- Lydell Meier
Mkt Lambs- Clint Cummings
Mkt Goat- TBA

2023 Ft. Worth Livestock Show

Heifer- Wravenna Bloomberg, Dr.Joe Mask,
Kody Lucherk
Steer – Jarold Callahan
Mkt Goat- Harlan Yocham
Mkt Lamb – Dr. Scott Greiner
Mkt Swine – Seth Swenson

2023 McLennan County Junior Livestock Show

Steer- John DeClerk
Heifers- Dr.Joe Mask
Sheep- Josh Cody
Goat-Shawn Sparks
Swine- Brad Bevel
Poultry
Rabbit-

2023 San Angelo Livestock Show

Mkt Steers- Spencer Scotten
Mkt Lambs- Brian Reilly/ Ast- Justin Nathan
Mkt Goats- Josh Kouns
Mkt Barrow- Russell Pedrett
Heifers- PJ Budler
Breeding Gilts- Jarret Davis
Star Gilts- Justin Tibbits & Shane Brinning

2023 San Antonio Livestock Show

Mkt Steer- Chris Mullinix / Ast- Krisha Geffert
Mkt Goat- Marty Gibbs
Mkt Sheep- Gene Winn
Mt. Barrow- Doug Albright, David Korb
Heifers- (wave 1)- Blake Nelson/Brady Jensen
Heifers- (Wave 2)- Dave Nichols/ Tyler Cates
Cross Gilt- Brett Beyers
Purebred Gilt- Will Hilty/ Ast- Joe Grinstead
Wether Dam- Cobly Redifer
Weither Doe- Brent Jennings

2023 Elite Gilt Showcase

Lead Judge- Andy Rash
Ast/Sift Judge- Jesse Hoblyn

2023 Houston Livestock Show

Mkt Steer- Scott Greiner
Mkt Lamb- Chris Mullinix
Mkt Goat- Spencer Scotten
Mkt Swine- Miles Toenyes & David Ammann

2023 Rodeo Austin Livestock Show

Mkt Steer- Jason Hoffman
Mkt Lamb- Marty Gibbs
Mkt Goat- Barrett Carlisle
Mkt Swine- Troy Sloan
Broiler- Curtis Vader
Turkey- Michael Vader
Heifers- Blake Bloomberg & Chris Sankey

2023 State Fair of Texas

September 29th- October 22nd

2023 Heart O' Texas Fair & Rodeo

September 27th- October 15th

**McLennan County
Extension Office**

4224 Cobbs Drive.
Waco, Texas 76710

Phone: 254-757-5180
Fax: 254-757-5097
E-mail:

McLennan@ag.tamu.edu

We're on the Web!

<https://mclennan.agrilife.org/>

Upcoming Events:
Tag Order Deadlines:

Validation Dates:

MCJLS Broiler Pickup-
January 3rd

Rabbit Validation
1/9/23 at Extrco

Show Entry Dates

Show Dates

2023 Sandhill Livestock Show

January 4-7, 2023

2023 Ft. Worth Livestock Show

January 13-February 4, 2023

- Mkt Lamb- 1/20-1/23
- Mkt Goat- 1/20-1/23
- Mkt Steers- 1/31-2/3
- Heifers- 1/19-1/23
- Mkt Barrow- 1/30-2/2

2023 San Angelo Livestock Show

- Wether Doe- 2/3-2/4
- Mkt Lamb- 2/4-2/6
- Mkt Goat- 2/4-2/6
- Mkt Steers- 2/6-2/7
- Heifers Wave 1- 2/8-2/9
- Heifers Wave 2- 2/11-2/12
- Gilts- 2/10-2/12
- Mkt Barrow Wave 1- 2/13-2/14
- Mkt Barrow Wave 2- 2/15-2/16

2023 Elite Showcase Gilt Show

February 10-12, 2023

2023 MCJLS

February 6-10

- Goat Show- 2/7
- Sheep Show- 2/7
- Steer Show- 2/8
- Heifer Show- 2/8
- Rabbit Show- 2/8
- Poultry- 2/9
- Swine Show- 2/9
- Judging Contest- 2/10
- Sale of Champions- 2/10

2023 San Antonio Livestock Show

February 9-26, 2023

- Gilts- 2/7-2/9
- Poultry- 2/8
- Wether Does & Ewes- 2/10-2/11
- Breeding Sheep- 2/10-2/12
- Mkt Goat- 2/13-2/14
- Mkt Lamb- 2/13-2/15
- Heifers Wave 1- 2/14-2/16
- Heifers Wave 2- 2/17-2/18
- Mkt Swine Wave 1- 2/17-2/19
- Mkt Swine Wave 2- 2/21-2/23
- Mkt Steers Wave 1- 2/20-2/21
- Mkt Steer Wave 2- 2/22-2/24

2023 Houston Livestock Show

February 27- March 19, 2023

- Gilts- 3/2-3/3
- Poultry- 3/9-3/10
- Breeding Sheep-
- Mkt Goat- 3/7-3/9
- Mkt Lamb-3/7-3/9
- Heifers Wave 1 (Americans) - 3/6-3/8
- Heifers Wave 2(exotic & British)- 3/9-3/11
- Mkt Swine Wave 1- 3/11-3/13
- Mkt Swine Wave 2-3/14-3/16
- Mkt Steers Wave 1- 3/15-3/17
- Mkt Steer Wave 2- 3/12-3/14

2023 Rodeo Austin Livestock Show

March 11-25, 2023

- Steers-3/9-3/11
- Wave 1 Heifers-3/12-3/13 –
(British/continental)
- Wave 2 Heifers- 3/14-3/15 (American)
- Poultry- 3/16
- Mkt. Lamb- 3/17-3/18
- Mkt Goat- 3/17-3/18
- Mkt Barrow- 3/21-3/23

Contacts

Jerod Meurer

NR Agent

Dr. Shane McLellan

AG Agent

Madeline Makovy

4-H & Youth Development

Colleen Foleen

Family & Community Health Agent

Educational programs of the Texas A&M AgriLife Extension Service are open to all people without regard to race, color, religion, sex, national origin, age, disability, genetic information or veteran status.

The Texas A&M University System, U.S. Department of Agriculture, and the County Commissioners Courts of Texas Cooperating